



**District Report Card: 2017**


<b>State:</b> Gujarat	<b>District:</b> Aravalli
<b>Class:</b> 3	<b>Subject:</b> Language
<b>Schools:</b> 61	<b>Students:</b> 1015


**Participation/Coverage**


**Students**

<b>GENDER</b> 	Boys		Girls	
	Number	%	Number	%
	525	51.72	490	48.28

<b>AREA</b> 	Rural		Urban	
	Number	%	Number	%
	987	97.24	28	2.76

<b>CATEGORY</b> 	SC		ST		OBC		GEN	
	Number	%	Number	%	Number	%	Number	%
	67	6.60	259	25.52	672	66.21	17	1.67

<b>CWSN</b> 	LD	VI	HI	S&LD	ID	Oth
	1	2	0	0	1	19

<b>Management</b> 	Government		Government-aided	
	Number	%	Number	%
	1015	100.00	0	0.00

**Average Performance of Students in Language (%)**

Overall	Gender		Area		Management		Social Group			
	Male	Female	Rural	Urban	Govt.	Aided	SC	ST	OBC	GEN
76.12	74.98	77.33	76.18	73.81	76.12	0.00	81.89	75.32	75.89	74.51

## Performance on Learning Outcomes (LOs)

Learning Outcomes	Description	Average Performance(%)
L304	Reads small texts with comprehension i.e., identifies main ideas, details, sequence and draws conclusions	77.95
L312	Reads printed scripts on the classroom walls: poems, posters, charts etc.	72.45

Range of Performance of Students who Answered Correctly							
Below 30%		30% - 50%		50% - 75%		Above 75%	
Number	%	Number	%	Number	%	Number	%
34	3.35	80	7.88	319	31.43	582	57.34

## Lowest Performing Learning Outcomes (LOs)

1 - Reads printed scripts on the classroom walls: poems, posters, charts etc. (72.45)

2 - Reads small texts with comprehension i.e., identifies main ideas, details, sequence and draws conclusions (77.95)